

# BRICKGUN

## LEGO® Storage Labels

### Technic® Beams

v1.1

*(Including Bent & Modified)*

The following is the labeling system used in the BrickGun studio by our model designers.

Whether you're working with part collections that number in the tens or in the hundreds of thousands, having them organized in an easy-to-locate fashion is paramount. You want to spend time building, not scrounging to find the correct part in the correct color.

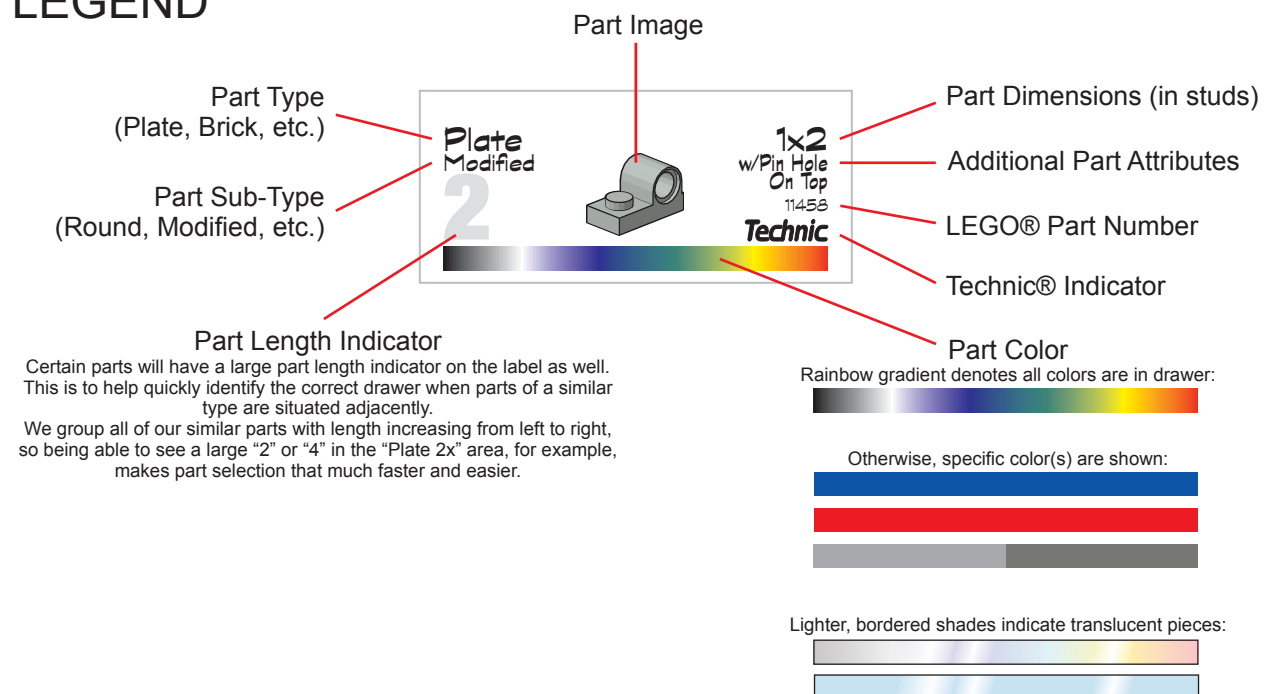
We employ a series of clear drawer organizers, similar to those made by [Stack-On™](#), [Akro-Mills™](#) and others. Our "standard" drawers are 2.75" wide, "narrow" drawers (for smaller parts, mostly Technic™) are 2" wide and other larger drawers are various heights and widths (for large parts and bulk storage).




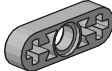

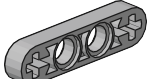
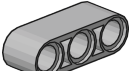
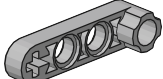
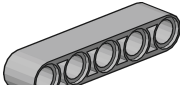
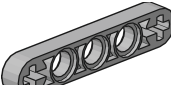
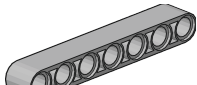
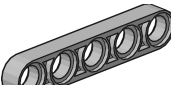
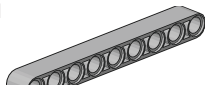
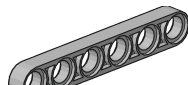
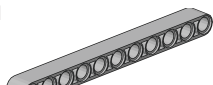
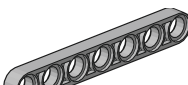
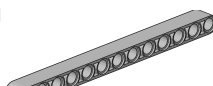
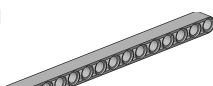
The racks are organized by part type (Plates, Bricks, Slopes, etc.) with similar parts increasing in dimension from left to right. Parts of the same type are separated by color vertically.

The labels provide all necessary information at a glance, showing what type and sub-type the part is, its image, dimensions and what colors of the part are in the particular drawer. The LEGO® part number is also included, which is helpful when ordering more or working in [MLCAD](#) to document a design.

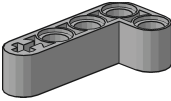
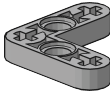
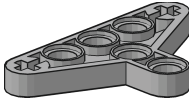
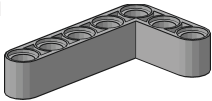
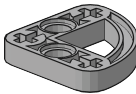
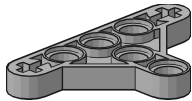
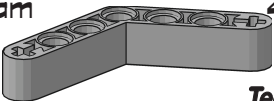
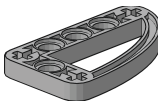
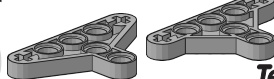
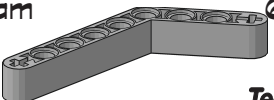
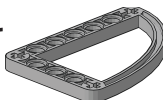
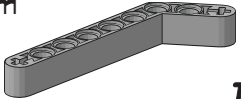
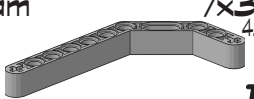

We print our labels on standard Inkjet or Laser Printers, using [Avery full-sheet labels \(8165\)](#). They are cut along the gray guidelines using a [metal straight-edge](#) and [X-acto™ knife](#) (with a #11 blade). A [paper cutter](#) can also be used if you have one at your disposal.

## LEGEND

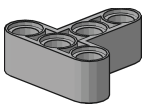

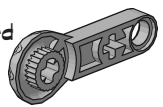
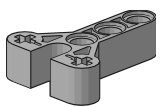

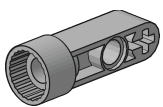
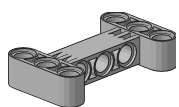
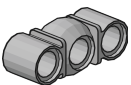
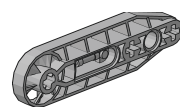
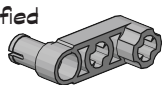
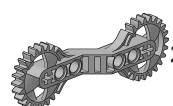
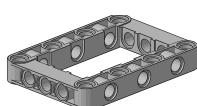
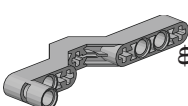
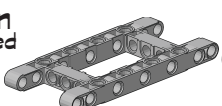
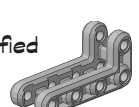
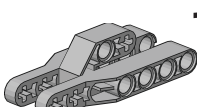


<p>Beam <b>1</b></p>  <p>1 18654</p> <p>Technic</p>	<p>Beam Half <b>2</b></p>  <p>2 w/Axle Holes On Ends 41677</p> <p>Technic</p>	<p>Beam <b>3</b></p> <p>1x3 3623</p> <p>Technic</p>
<p>Beam <b>2</b></p>  <p>2 43857</p> <p>Technic</p>	<p>Beam Half <b>3</b></p>  <p>3 w/Axle Holes On Ends 6632</p> <p>Technic</p>	<p>Technic</p>
<p>Beam <b>2</b></p>  <p>2 w/Axle Hole 60483</p> <p>Technic</p>	<p>Beam Half <b>4</b></p>  <p>4 w/Axle Holes On Ends 32449</p> <p>Technic</p>	<p>Technic</p>
<p>Beam <b>3</b></p>  <p>3 32523</p> <p>Technic</p>	<p>Beam Half <b>4</b></p>  <p>4 w/Stud Connector 2825</p> <p>Technic</p>	<p>Technic</p>
<p>Beam <b>5</b></p>  <p>5 32316</p> <p>Technic</p>	<p>Beam Half <b>5</b></p>  <p>5 w/Axle Holes On Ends 11478</p> <p>Technic</p>	<p>Technic</p>
<p>Beam <b>7</b></p>  <p>7 32524</p> <p>Technic</p>	<p>Beam Half <b>5</b></p>  <p>5 32017</p> <p>Technic</p>	<p>Technic</p>
<p>Beam <b>9</b></p>  <p>9 40490</p> <p>Technic</p>	<p>Beam Half <b>6</b></p>  <p>6 32063</p> <p>Technic</p>	<p>Technic</p>
<p>Beam <b>11</b></p>  <p>11 32525</p> <p>Technic</p>	<p>Beam Half <b>7</b></p>  <p>7 32065</p> <p>Technic</p>	<p>Technic</p>
<p>Beam <b>13</b></p>  <p>13 41239</p> <p>Technic</p>	<p>Technic</p>	<p>Technic</p>
<p>Beam <b>15</b></p>  <p>15 32278</p> <p>Technic</p>	<p>Technic</p>	<p>Technic</p>

labels.brickgun.com

<p>Beam Bent</p> <p>4</p>  <p>4x2 90° 32140</p> <p>Technic</p>	<p>Beam Half, Bent</p> <p>3</p>  <p>3x3 90° 32056</p> <p>Technic</p>	<p>Beam Half</p> <p>5</p>  <p>5x3 Triangle 2905</p> <p>Technic</p>
<p>Beam Bent</p> <p>5</p>  <p>5x3 90° 32526</p> <p>Technic</p>	<p>Beam Half, Bent</p> <p>3</p>  <p>3x3 90° w/1/4 Circle 32249</p> <p>Technic</p>	<p>Beam Half</p> <p>5</p>  <p>5x3 Triangle Type 2 99773</p> <p>Technic</p>
<p>Beam Bent</p> <p>4</p>  <p>4x4 53.13° 32348</p> <p>Technic</p>	<p>Beam Half, Bent</p> <p>5</p>  <p>5x3 90° w/1/4 Ellipse 32250</p> <p>Technic</p>	<p>Beam Half</p> <p>5</p>  <p>5x3 Triangle 2905 99773</p> <p>Technic</p>
<p>Beam Bent</p> <p>6</p>  <p>6x4 53.13° 6629</p> <p>Technic</p>	<p>Beam Half, Bent</p> <p>7</p>  <p>7x5 90° w/1/4 Ellipse 32251</p> <p>Technic</p>	<p>Technic</p>
<p>Beam Bent</p> <p>7</p>  <p>7x3 53.13° 32217</p> <p>Technic</p>	<p>Technic</p>	<p>Technic</p>
<p>Beam Bent</p> <p>7</p>  <p>7x3.8x3 45° Double 32009</p> <p>Technic</p>	<p>Technic</p>	<p>Technic</p>
<p>Beam Bent</p> <p>9</p>  <p>9 40490</p> <p>Technic</p>	<p>Technic</p>	<p>Technic</p>
<p>Technic</p>	<p>Technic</p>	<p>Technic</p>
<p>Technic</p>	<p>Technic</p>	<p>Technic</p>
<p>Technic</p>	<p>Technic</p>	<p>Technic</p>

labels.brickgun.com

<p>Beam Modified</p> <p><b>3</b></p>  <p><b>3x3</b> T-Shaped 60484</p> <p><b>Technic</b></p>	<p>Beam Modified</p> <p><b>2</b></p>  <p><b>2</b> w/Angled Bar 85940</p> <p><b>Technic</b></p>	<p>Beam Half, Modified</p> <p><b>4</b></p>  <p><b>4</b> w/Click Hinge Half 41681</p> <p><b>Technic</b></p>
<p>Beam Modified</p> <p><b>4</b></p>  <p><b>4x3</b> Triangle 43464</p> <p><b>Technic</b></p>	<p>Beam Modified</p> <p><b>2</b></p>  <p><b>2</b> w/Angled Ball Joint 50923</p> <p><b>Technic</b></p>	<p>Beam Modified</p> <p><b>4</b></p>  <p><b>4</b> w/Click Hinge Socket 41679</p> <p><b>Technic</b></p>
<p>Beam Modified</p> <p><b>5</b></p>  <p><b>5x3</b> H-Shaped 14720</p> <p><b>Technic</b></p>	<p>Beam Modified</p> <p><b>3</b></p>  <p><b>3</b> w/Integrated Ball Joint 98577</p> <p><b>Technic</b></p>	<p>Beam Modified</p> <p><b>7</b></p>  <p><b>7</b> w/Ribs &amp; Fan 32177</p> <p><b>Technic</b></p>
<p><b>Technic</b></p>	<p>Beam Half, Modified</p> <p><b>3</b></p>  <p><b>3</b> w/Pin &amp; Stud Connector 33299</p> <p><b>Technic</b></p>	<p>Beam Modified</p> <p><b>7</b></p>  <p><b>7</b> Offset w/2 Tooth Gears 32311</p> <p><b>Technic</b></p>
<p>Beam Modified</p> <p><b>7</b></p>  <p><b>7x5</b> w/Open Center 5x3 64179</p> <p><b>Technic</b></p>	<p>Beam Modified</p> <p><b>9</b></p>  <p><b>9</b> w/Offset &amp; Pin Hole 32079</p> <p><b>Technic</b></p>	<p><b>Technic</b></p>
<p>Beam Modified</p> <p><b>11</b></p>  <p><b>11x5</b> w/Open Center 5x3 64178</p> <p><b>Technic</b></p>	<p><b>Technic</b></p>	<p><b>Technic</b></p>
<p><b>Technic</b></p>	<p><b>Technic</b></p>	<p><b>Technic</b></p>
<p>Beam Bent, Modified</p> <p><b>7</b></p>  <p><b>7x3x3</b> 90° w/Dbt Chamfer 45803</p> <p><b>Technic</b></p>	<p><b>Technic</b></p>	<p><b>Technic</b></p>
<p>Beam Modified</p> <p><b>7</b></p>  <p><b>7x3x2</b> Split 32308</p> <p><b>Technic</b></p>	<p><b>Technic</b></p>	<p><b>Technic</b></p>
<p><b>Technic</b></p>	<p><b>Technic</b></p>	<p><b>Technic</b></p>

labels.brickgun.com