

# BRICKGUN

## LEGO® Storage Labels

### Technic® Bricks

v1.0

*(Including Modified)*

The following is the labeling system used in the BrickGun studio by our model designers.

Whether you're working with part collections that number in the tens or in the hundreds of thousands, having them organized in an easy-to-locate fashion is paramount. You want to spend time building, not scrounging to find the correct part in the correct color.

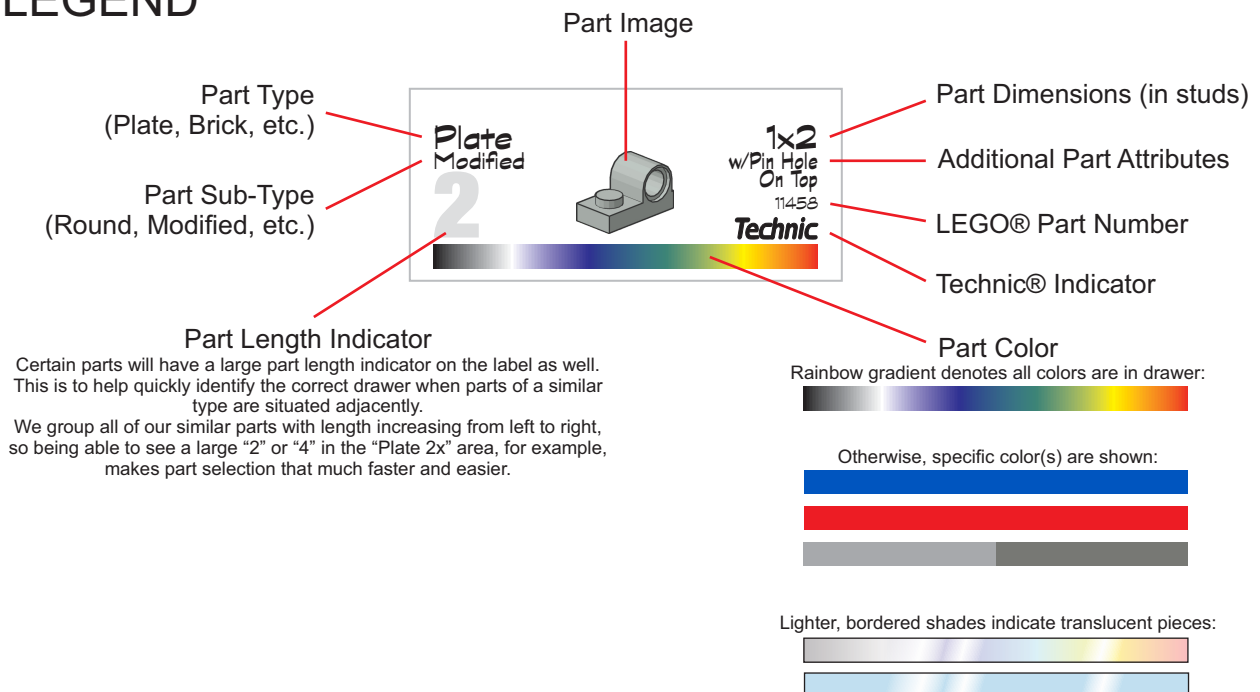
We employ a series of clear drawer organizers, similar to those made by [Stack-On™](#), [Akro-Mills™](#) and others. Our "standard" drawers are 2.75" wide, "narrow" drawers (for smaller parts, mostly Technic™) are 2" wide and other larger drawers are various heights and widths (for large parts and bulk storage).



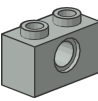

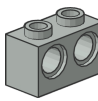





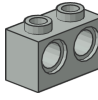









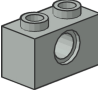

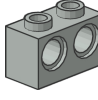



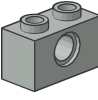

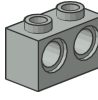





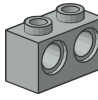



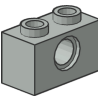

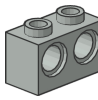



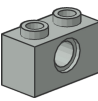

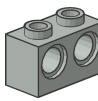



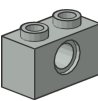

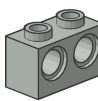



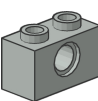

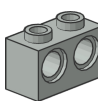

The racks are organized by part type (Plates, Bricks, Slopes, etc.) with similar parts increasing in dimension from left to right. Parts of the same type are separated by color vertically.

The labels provide all necessary information at a glance, showing what type and sub-type the part is, its image, dimensions and what colors of the part are in the particular drawer. The LEGO® part number is also included, which is helpful when ordering more or working in [MLCAD](#) to document a design.

We print our labels on standard Inkjet or Laser Printers, using [Avery full-sheet labels \(8165\)](#). They are cut along the gray guidelines using a [metal straight-edge](#) and [X-acto™ knife](#) (with a #11 blade). A [paper cutter](#) can also be used if you have one at your disposal.

## LEGEND

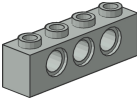

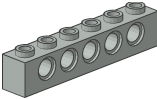



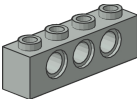

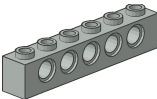

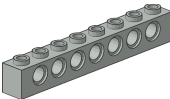

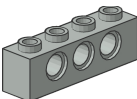

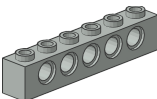

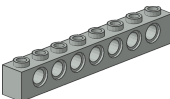

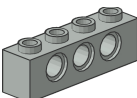

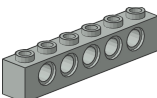

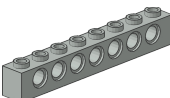

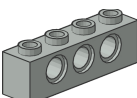

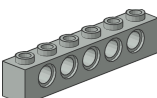

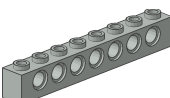

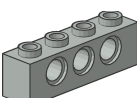

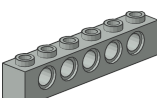

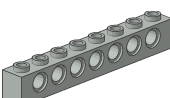

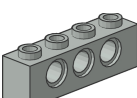

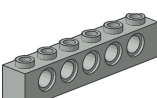

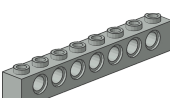

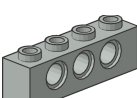

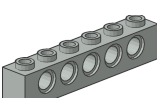

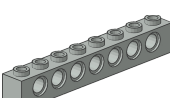

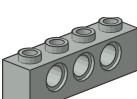

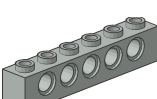

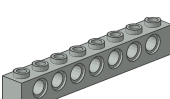

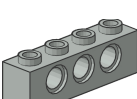

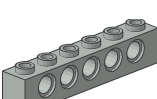

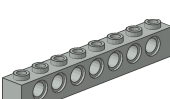



<p>Brick</p> <p>1</p>  <p>1x1 6541</p> <p>Technic</p> 	<p>Brick</p> <p>2</p>  <p>1x2 w/1 Hole 3700</p> <p>Technic</p> 	<p>Brick</p> <p>2</p>  <p>1x2 w/2 Holes 32000</p> <p>Technic</p> 
<p>Brick</p> <p>1</p>  <p>1x1 6541</p> <p>Technic</p> 	<p>Brick</p> <p>2</p>  <p>1x2 w/1 Hole 3700</p> <p>Technic</p> 	<p>Brick</p> <p>2</p>  <p>1x2 w/2 Holes 32000</p> <p>Technic</p> 
<p>Brick</p> <p>1</p>  <p>1x1 6541</p> <p>Technic</p> 	<p>Brick</p> <p>2</p>  <p>1x2 w/1 Hole 3700</p> <p>Technic</p> 	<p>Brick</p> <p>2</p>  <p>1x2 w/2 Holes 32000</p> <p>Technic</p> 
<p>Brick</p> <p>1</p>  <p>1x1 6541</p> <p>Technic</p> 	<p>Brick</p> <p>2</p>  <p>1x2 w/1 Hole 3700</p> <p>Technic</p> 	<p>Brick</p> <p>2</p>  <p>1x2 w/2 Holes 32000</p> <p>Technic</p> 
<p>Brick</p> <p>1</p>  <p>1x1 6541</p> <p>Technic</p> 	<p>Brick</p> <p>2</p>  <p>1x2 w/1 Hole 3700</p> <p>Technic</p> 	<p>Brick</p> <p>2</p>  <p>1x2 w/2 Holes 32000</p> <p>Technic</p> 
<p>Brick</p> <p>1</p>  <p>1x1 6541</p> <p>Technic</p> 	<p>Brick</p> <p>2</p>  <p>1x2 w/1 Hole 3700</p> <p>Technic</p> 	<p>Brick</p> <p>2</p>  <p>1x2 w/2 Holes 32000</p> <p>Technic</p> 
<p>Brick</p> <p>1</p>  <p>1x1 6541</p> <p>Technic</p> 	<p>Brick</p> <p>2</p>  <p>1x2 w/1 Hole 3700</p> <p>Technic</p> 	<p>Brick</p> <p>2</p>  <p>1x2 w/2 Holes 32000</p> <p>Technic</p> 
<p>Brick</p> <p>1</p>  <p>1x1 6541</p> <p>Technic</p> 	<p>Brick</p> <p>2</p>  <p>1x2 w/1 Hole 3700</p> <p>Technic</p> 	<p>Brick</p> <p>2</p>  <p>1x2 w/2 Holes 32000</p> <p>Technic</p> 
<p>Brick</p> <p>1</p>  <p>1x1 6541</p> <p>Technic</p> 	<p>Brick</p> <p>2</p>  <p>1x2 w/1 Hole 3700</p> <p>Technic</p> 	<p>Brick</p> <p>2</p>  <p>1x2 w/2 Holes 32000</p> <p>Technic</p> 
<p>Brick</p> <p>1</p>  <p>1x1 6541</p> <p>Technic</p> 	<p>Brick</p> <p>2</p>  <p>1x2 w/1 Hole 3700</p> <p>Technic</p> 	<p>Brick</p> <p>2</p>  <p>1x2 w/2 Holes 32000</p> <p>Technic</p> 

labels.brickgun.com




























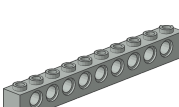


Brick 2 1x2 w/Axle Hole (Type I) 32064A <b>Technic</b>	Brick 2 1x2 w/Axle Hole (Type II) 32064B <b>Technic</b>	Brick 2 1x2 w/Hole (Thin Top) 3700B <b>Technic</b>
Brick 2 1x2 w/Axle Hole (Type I) 32064A <b>Technic</b>	Brick 2 1x2 w/Axle Hole (Type II) 32064B <b>Technic</b>	Brick 2 1x2 w/Hole (Thin Top) 3700B <b>Technic</b>
Brick 2 1x2 w/Axle Hole (Type I) 32064A <b>Technic</b>	Brick 2 1x2 w/Axle Hole (Type II) 32064B <b>Technic</b>	Brick 2 1x2 w/Hole (Thin Top) 3700B <b>Technic</b>
Brick 2 1x2 w/Axle Hole (Type I) 32064A <b>Technic</b>	Brick 2 1x2 w/Axle Hole (Type II) 32064B <b>Technic</b>	Brick 2 1x2 w/Hole (Thin Top) 3700B <b>Technic</b>
Brick 2 1x2 w/Axle Hole (Type I) 32064A <b>Technic</b>	Brick 2 1x2 w/Axle Hole (Type II) 32064B <b>Technic</b>	Brick 2 1x2 w/Hole (Thin Top) 3700B <b>Technic</b>
Brick 2 1x2 w/Axle Hole (Type I) 32064A <b>Technic</b>	Brick 2 1x2 w/Axle Hole (Type II) 32064B <b>Technic</b>	Brick 2 1x2 w/Hole (Thin Top) 3700B <b>Technic</b>
Brick 2 1x2 w/Axle Hole (Type I) 32064A <b>Technic</b>	Brick 2 1x2 w/Axle Hole (Type II) 32064B <b>Technic</b>	Brick 2 1x2 w/Hole (Thin Top) 3700B <b>Technic</b>
Brick 2 1x2 w/Axle Hole (Type I) 32064A <b>Technic</b>	Brick 2 1x2 w/Axle Hole (Type II) 32064B <b>Technic</b>	Brick 2 1x2 w/Hole (Thin Top) 3700B <b>Technic</b>
Brick 2 1x2 w/Axle Hole (Type I) 32064A <b>Technic</b>	Brick 2 1x2 w/Axle Hole (Type II) 32064B <b>Technic</b>	Brick 2 1x2 w/Hole (Thin Top) 3700B <b>Technic</b>
Brick 2 1x2 w/Axle Hole (Type I) 32064A <b>Technic</b>	Brick 2 1x2 w/Axle Hole (Type II) 32064B <b>Technic</b>	Brick 2 1x2 w/Hole (Thin Top) 3700B <b>Technic</b>
Brick 2 1x2 w/Axle Hole (Type I) 32064A <b>Technic</b>	Brick 2 1x2 w/Axle Hole (Type II) 32064B <b>Technic</b>	Brick 2 1x2 w/Hole (Thin Top) 3700B <b>Technic</b>
Brick 2 1x2 w/Axle Hole (Type I) 32064A <b>Technic</b>	Brick 2 1x2 w/Axle Hole (Type II) 32064B <b>Technic</b>	Brick 2 1x2 w/Hole (Thin Top) 3700B <b>Technic</b>

labels.brickgun.com


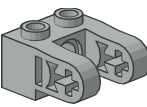
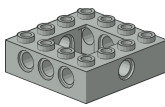

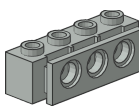
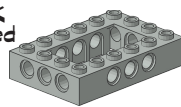

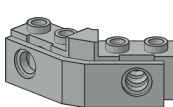
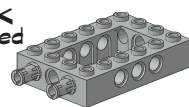

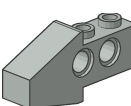
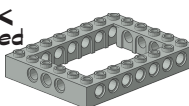

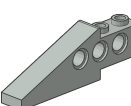
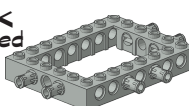

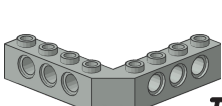

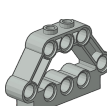



<p>Brick</p> <p>4</p> <p>1x4 3701</p>  <p>Technic</p> 	<p>Brick</p> <p>6</p> <p>1x6 3894</p>  <p>Technic</p> 	<p>Brick</p> <p>8</p> <p>1x8 3702</p>  <p>Technic</p> 
<p>Brick</p> <p>4</p> <p>1x4 3701</p>  <p>Technic</p> 	<p>Brick</p> <p>6</p> <p>1x6 3894</p>  <p>Technic</p> 	<p>Brick</p> <p>8</p> <p>1x8 3702</p>  <p>Technic</p> 
<p>Brick</p> <p>4</p> <p>1x4 3701</p>  <p>Technic</p> 	<p>Brick</p> <p>6</p> <p>1x6 3894</p>  <p>Technic</p> 	<p>Brick</p> <p>8</p> <p>1x8 3702</p>  <p>Technic</p> 
<p>Brick</p> <p>4</p> <p>1x4 3701</p>  <p>Technic</p> 	<p>Brick</p> <p>6</p> <p>1x6 3894</p>  <p>Technic</p> 	<p>Brick</p> <p>8</p> <p>1x8 3702</p>  <p>Technic</p> 
<p>Brick</p> <p>4</p> <p>1x4 3701</p>  <p>Technic</p> 	<p>Brick</p> <p>6</p> <p>1x6 3894</p>  <p>Technic</p> 	<p>Brick</p> <p>8</p> <p>1x8 3702</p>  <p>Technic</p> 
<p>Brick</p> <p>4</p> <p>1x4 3701</p>  <p>Technic</p> 	<p>Brick</p> <p>6</p> <p>1x6 3894</p>  <p>Technic</p> 	<p>Brick</p> <p>8</p> <p>1x8 3702</p>  <p>Technic</p> 
<p>Brick</p> <p>4</p> <p>1x4 3701</p>  <p>Technic</p> 	<p>Brick</p> <p>6</p> <p>1x6 3894</p>  <p>Technic</p> 	<p>Brick</p> <p>8</p> <p>1x8 3702</p>  <p>Technic</p> 
<p>Brick</p> <p>4</p> <p>1x4 3701</p>  <p>Technic</p> 	<p>Brick</p> <p>6</p> <p>1x6 3894</p>  <p>Technic</p> 	<p>Brick</p> <p>8</p> <p>1x8 3702</p>  <p>Technic</p> 
<p>Brick</p> <p>4</p> <p>1x4 3701</p>  <p>Technic</p> 	<p>Brick</p> <p>6</p> <p>1x6 3894</p>  <p>Technic</p> 	<p>Brick</p> <p>8</p> <p>1x8 3702</p>  <p>Technic</p> 
<p>Brick</p> <p>4</p> <p>1x4 3701</p>  <p>Technic</p> 	<p>Brick</p> <p>6</p> <p>1x6 3894</p>  <p>Technic</p> 	<p>Brick</p> <p>8</p> <p>1x8 3702</p>  <p>Technic</p> 

labels.brickgun.com





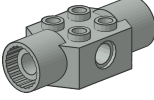



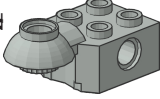



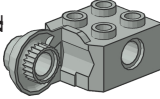



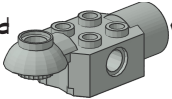



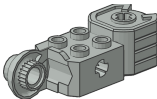



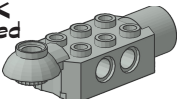



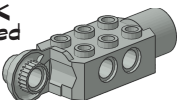











Brick <b>10</b>  1x10 2730 <i>Technic</i>	Brick <b>12</b>  1x12 3895 <i>Technic</i>	Brick <b>14</b>  1x14 32018 <i>Technic</i>
Brick <b>10</b>  1x10 2730 <i>Technic</i>	Brick <b>12</b>  1x12 3895 <i>Technic</i>	Brick <b>14</b>  1x14 32018 <i>Technic</i>
Brick <b>10</b>  1x10 2730 <i>Technic</i>	Brick <b>12</b>  1x12 3895 <i>Technic</i>	Brick <b>14</b>  1x14 32018 <i>Technic</i>
Brick <b>10</b>  1x10 2730 <i>Technic</i>	Brick <b>12</b>  1x12 3895 <i>Technic</i>	Brick <b>14</b>  1x14 32018 <i>Technic</i>
Brick <b>10</b>  1x10 2730 <i>Technic</i>	Brick <b>12</b>  1x12 3895 <i>Technic</i>	Brick <b>14</b>  1x14 32018 <i>Technic</i>
Brick <b>10</b>  1x10 2730 <i>Technic</i>	Brick <b>12</b>  1x12 3895 <i>Technic</i>	Brick <b>14</b>  1x14 32018 <i>Technic</i>
Brick <b>10</b>  1x10 2730 <i>Technic</i>	Brick <b>12</b>  1x12 3895 <i>Technic</i>	Brick <b>14</b>  1x14 32018 <i>Technic</i>
Brick <b>10</b>  1x10 2730 <i>Technic</i>	Brick <b>12</b>  1x12 3895 <i>Technic</i>	Brick <b>14</b>  1x14 32018 <i>Technic</i>
Brick <b>10</b>  1x10 2730 <i>Technic</i>	Brick <b>12</b>  1x12 3895 <i>Technic</i>	Brick <b>14</b>  1x14 32018 <i>Technic</i>
Brick <b>10</b>  1x10 2730 <i>Technic</i>	Brick <b>12</b>  1x12 3895 <i>Technic</i>	Brick <b>14</b>  1x14 32018 <i>Technic</i>

labels.brickgun.com

Brick <b>16</b>  1x16 3703 <i>Technic</i>	Brick Modified  1x2 w/2 Liftarms 85943 <i>Technic</i>	Brick Modified  4x4 w/Open Center 2x2 32324 <i>Technic</i>
Brick <b>16</b>  1x16 3703 <i>Technic</i>	Brick Modified  1x4 w/Bumper Holder 2989 <i>Technic</i>	Brick Modified  4x6 w/Open Center 2x4 32531 <i>Technic</i>
Brick <b>16</b>  1x16 3703 <i>Technic</i>	Brick Modified  1x2 Double Angle w/Bumper Holder 2991 <i>Technic</i>	Brick Modified  4x6 w/Open Center & 2 Pins 43123 <i>Technic</i>
Brick <b>16</b>  1x16 3703 <i>Technic</i>	Brick Modified  1x4 w/Slope 2743 <i>Technic</i>	Brick Modified  6x8 w/Open Center 4x6 32532 <i>Technic</i>
Brick <b>16</b>  1x16 3703 <i>Technic</i>	Brick Modified  1x6 w/Slope 2744 <i>Technic</i>	Brick Modified  6x8 w/Open Center & 2 Pins 52668 <i>Technic</i>
Brick <b>16</b>  1x16 3703 <i>Technic</i>		Brick Modified  5x5 Corner 32555 <i>Technic</i>
Brick <b>16</b>  1x16 3703 <i>Technic</i>		Brick Modified  5x3x1 w/8 Holes & 2 Studs 32333 <i>Technic</i>
Brick <b>16</b>  1x16 3703 <i>Technic</i>		
Brick <b>16</b>  1x16 3703 <i>Technic</i>		
Brick <b>16</b>  1x16 3703 <i>Technic</i>		

labels.brickgun.com

<p>Brick Modified</p>  <p>2x2 w/Rotation Joint 48169</p> <p>Technic</p> 	<p>Technic</p> 	<p>Technic</p> 
<p>Brick Modified</p>  <p>2x2 w/2 Rotation Joints 48172</p> <p>Technic</p> 	<p>Technic</p> 	<p>Technic</p> 
<p>Brick Modified</p>  <p>2x2 w/Half Rotation Joint Ball Horiz. 48170</p> <p>Technic</p> 	<p>Technic</p> 	<p>Technic</p> 
<p>Brick Modified</p>  <p>2x2 w/Half Rotation Joint Ball Vert. 48171</p> <p>Technic</p> 	<p>Technic</p> 	<p>Technic</p> 
<p>Brick Modified</p>  <p>2x2 w/Rotation Joint &amp; Ball Horiz. 48172</p> <p>Technic</p> 	<p>Technic</p> 	<p>Technic</p> 
<p>Brick Modified</p>  <p>2x2 w/Hole, Fist, &amp; Ball Vert. 47431</p> <p>Technic</p> 	<p>Technic</p> 	<p>Technic</p> 
<p>Brick Modified</p>  <p>2x3 w/Rotation Joint &amp; Ball Horiz. 47454</p> <p>Technic</p> 	<p>Technic</p> 	<p>Technic</p> 
<p>Brick Modified</p>  <p>2x3 w/Rotation Joint &amp; Ball Vert. 47432</p> <p>Technic</p> 	<p>Technic</p> 	<p>Technic</p> 
<p>Technic</p> 	<p>Technic</p> 	<p>Technic</p> 
<p>Technic</p> 	<p>Technic</p> 	<p>Technic</p> 

labels.brickgun.com